

DTK-2MHLPF Series

Signaling Circuit Modular Surge Protection



DTK-2MHL24F



DTK-2MHL24FWB

Product Features

- Protects two pairs per module
- Exclusive load removal feature
- Multi-stage, SAD technology, hybrid design, provides the best possible protection
- Field replaceable, modular edge card connection design with a single point ground for fast installation, saves time
- Six voltage levels available to protect all types of voice/data applications
- Hard-wired multi-base mounting system allows you to protect up to ten pairs with a common ground. See next page for base part numbers
- Suitable for use on both AC and DC circuits

Applications

- Circuits that operate at less than 1 Amp
- Fire Alarm Panel SLC, PIV and IDC Circuits
- Burglar Alarm Panel IDC Circuits
- 4-20mA Current Loops

Accessories

- To order Module with Base, add "WB" to end of part number
- Test Module Kit – Part Number DTK-2MHLPTM
- DIN Rail Mounting Kit – Part Number DTK-DRK

DITEK's DTK-2MHLPF series of loop circuit surge protectors provide robust protection in a compact package. This series was designed to remove load instead of shorting to ground. Convenient field-replaceable modules offer ease of installation, and the Snap-Track base system allows installers to protect multiple circuits while utilizing a common ground point.

Technical Specifications

| DTK-2MHLP | 5F | 12F | 24F | 36F | 48F | 75F |
|--------------------------------|-------------------|-------|-----|-----|-----|------|
| Service Voltage: | 5V | 12V | 24V | 36V | 48V | 75V |
| MCOV: | 6V | 18V | 33V | 48V | 64V | 90V |
| Clamping Voltage: | 6.8V | 21.6V | 39V | 57V | 76V | 108V |
| Protection Modes: | Line-Ground (All) | | | | | |
| Surge Current Rating: | 20,000 Amps | | | | | |
| Max Continuous Current: | 1 Amp | | | | | |
| Data Rate: | 200kbps to 2Mbps | | | | | |

Mechanical Characteristics

| | | |
|----------------------------------|---|---|
| Base Connection Method: | 10AWG max screw terminals | |
| Module Connection Method: | Edge card into mounting base | |
| Housing: | ABS | |
| Operating Temperature: | -40°F - 158°F (-40°C - 70°C) | |
| Maximum Humidity: | 95% non-condensing | |
| Dimensions: | Module 2.1"L x 1.4W x 1.9"H (53mm x 36mm x 48mm) | Module with Base 3.25L" x 1.5"W x 2.6"H (83mm x 38mm x 66mm) |
| Weight: | 1.2 oz (34g) | 2.8 oz (79g) |

Quality, Standards & Approval

| | |
|--------------------------|---------------------------|
| Agency Approvals: | UL497B |
| Warranty: | Ten Year Limited Warranty |

Every precaution has been taken to ensure that this literature is accurate and complete. DITEK Corporation assumes no responsibility and disclaims all liability for damages resulting from the use of this information or for any errors or omissions.



DTK-2MHLPF Series

Signaling Circuit Modular Surge Protection




Base Part Numbers and Dimensions


| Part Number | # Pairs Protected | Dimensions |
|-------------|-------------------|------------------------------------|
| DTK-MB10 | 2 | 3.25"H x 1.50"W (82.5mm x 38.1mm) |
| DTK-2MB | 4 | 3.25"H x 3.00"W (82.5mm x 76.2mm) |
| DTK-3MB | 6 | 3.25"H x 4.50"W (82.5mm x 114.3mm) |
| DTK- 4MB | 8 | 3.25"H x 6.00"W (82.5mm x 152.4mm) |
| DTK- 5MB | 10 | 3.25"H x 7.50"W (82.5mm x 190.5mm) |




DTK-MB10




DTK-2MB



DTK-3MB



DTK-4MB



DTK-5MB